

eLuminaire



Altair


LED AREA LUMINAIRES

eQuantum
Optical System

eQuantum

Optical System

eLuminaire's revolutionary eQuantum optics for the Altair Series provide outstanding optical control. Engineered to minimize house-side light losses, eQuantum optics direct the light where it's needed most to greatly reduce light trespass issues without additional shielding.



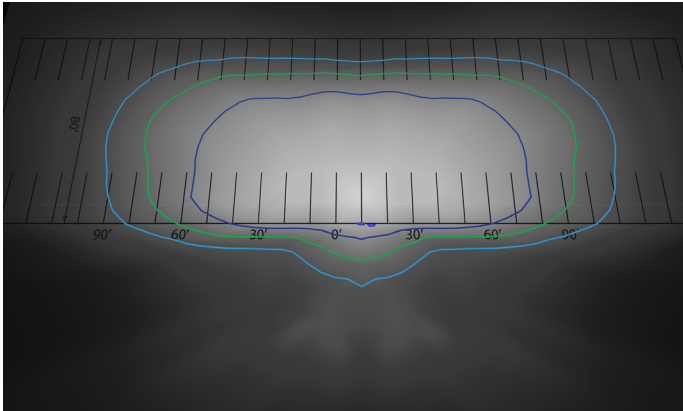
Shown with optional house side shield (HSS)

Mid-Power eQuantum Benefits

- Higher targeted performance
- Low glare, no pixelization (eZ-Vision)
- Lower energy draw
- Greater pole spacing, fewer fixtures
- Longer Life, lower drive current
- Rotatable Optics
- Hybrid configurations, multiple distributions

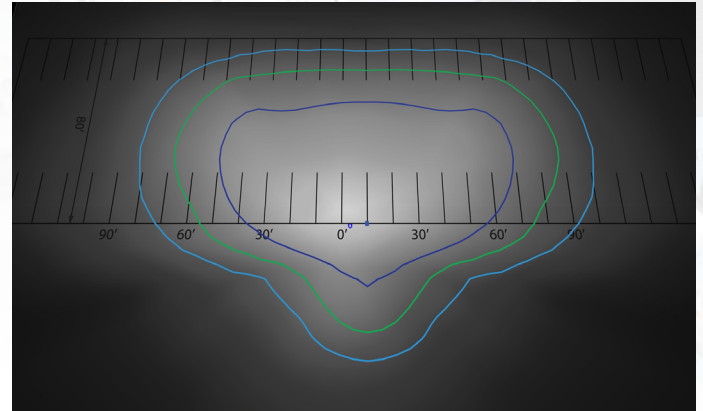
The eQuantum Advantage

eLuminaire 300W Type III



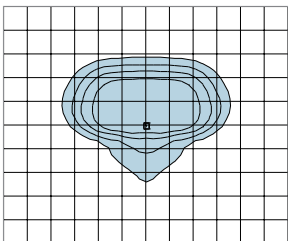
	Lumens	Percent of Luminaire
Street Side	31,583	82.3%
House Side	6,777	17.7% (51 watts)
Total Flux	38,360	100.0%

Brand A 312W Type III

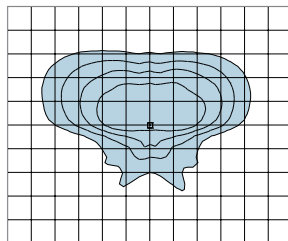


	Lumens	Percent of Luminaire
Street Side	31,128	77%
House Side	9,318	23% (72watts)
Total Flux	40,446	100.0%

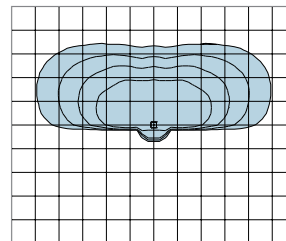
2M - Type 2, Medium



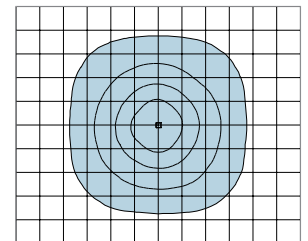
3M - Type 3, Medium



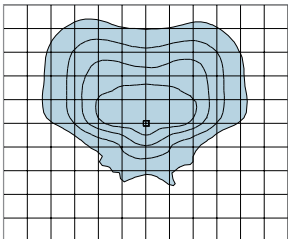
3M - Type 3, Medium, HSS



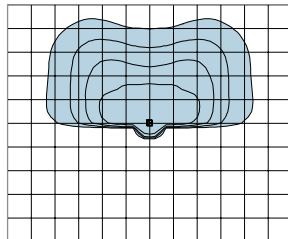
5MQ - Type 5, Square



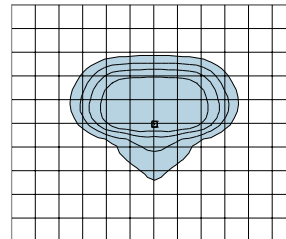
4M - Type 4, Medium



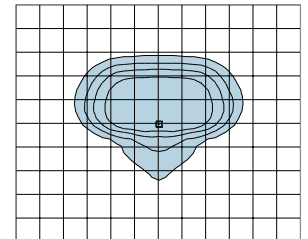
4M - Type 4, Medium, HSS



TC - Tennis/Pickle Ball Courts



FR - Auto Dealer Front Row





EASY INSTALLATION

Driver compartment door features safety cables and optional tool-less entry, allows quick access for installation and maintenance.



ADAPTABLE MOUNTING

Available mounting options include extension kits for round or square poles plus wall mount and slipfitter kits.


MULTIPLE SIZES & LUMEN PACKAGES

Available in three sizes, with LED configurations available from 6,000 to 70,000 lumens. Color temperatures available in industry standards.

VERSATILE OPTICS

Revolutionary eQuantum optics available for precise control in any application. Custom Optic Orientation (COO) allows custom distributions ordered to fit any application.





ALL-WEATHER PROTECTION

Durable IP66 rated housing with formed-in-place gaskets offer years of trouble-free operation.

EASY MAINTENANCE


0-10V Dimmable drivers and standard 20kA fused surge protection are mounted on a replaceable door for rapid replacement.

SUPERIOR ENGINEERING

Gap isolation between the driver and light engine allows for debris to be washed away.

THERMAL MANAGEMENT

Driver is isolated from the light engine and the vented design dissipates heat.



LOW PROFILE ARCHITECTURAL DESIGN

Constructed of rugged die-cast aluminum with corrosion-resistant powder coated finish. Optional Marine Grade pre-anodized finish available (AN).

PHOTOCONTROL READY

Receptacle for Twist Lock photocontrol or wireless control modules (sold separately).

Ordering Information.

Ordering Information Example: ALQ-S-4M-20-4K8-MV-SV-PA-HSS

Catalog Number:

Series	Distribution	Output Type ²	CCT Code	Voltage	Fixture Color
ALQ-S - Small	2M - Type 2, Medium	ALQ-S	3K8 - 3000K, 80 CRI	MV - 120-277V	WH - White
	3M - Type 3, Medium	06 - 6,000 Lumens, 44W	4K7 - 4000K, 70 CRI	HV - 277-480V	SV - Silver
	4M - Type 4, Medium	08 - 8,000 Lumens, 55W	4K8 - 4000K, 80CRI		BL - Black
	5MQ - Type 5, Square	10 - 10,000 Lumens, 74W	5K7 - 5000K, 70CRI		BZ - Bronze
	FR - Auto Dealer Front Row	12 - 12,000 Lumens, 94W	AMK - Amber (Specific Lumen Output)		TC - Green
	TC - Tennis/Pickleball Courts	14 - 14,000 Lumens, 106W	Other CCTs - Consult Factory		RAL - Custom Color (Specify RAL)
	COO ¹ - Custom Optic Orientation	16 - 16,000 Lumens, 120W			
		18 - 18,000 Lumens, 137W			
		20 - 20,000 Lumens, 160W			
		SLO - Specific Lumen Output			

Mounting Options ³	Options (Factory Installed)
PA - Square pole mounting arm kit (adapts to 4.0" round pole)	P7 ⁴ - NEMA 7-Pin Receptacle 110-480V
UM - Universal arm mount for square or round pole (4.0" min round pole)	PMT - NEMA Photocontrol 105-285V
SK - Adjustable slip fitter knuckle (fits 2.5" OD tenon)	P347 - NEMA Photocontrol 347V
WM - Wall mount kit	P480 - NEMA Photocontrol 480V
TN - Tenon Adapter	PSC - Photocell Shorting Cap
	HSS - House Side Shield
	TE - Tool Less Entry
	Custom External Shield (Consult Factory)
	OC1 - Integrated Occupancy Sensor (120-277VAC), Wattstopper FSP211
	OC4 - Integrated Occupancy Sensor (100-480VAC), Wattstopper FSP221
	L2 - Sensor FSP-L2 Lens, 360°, 48" Dia. Coverage at 8' Height or 72" Dia. Coverage at 12' Height
	L3 - Sensor FSP-L3 Lens, 360°, 40" Dia. Coverage at 20' Height
	L7 - Sensor FSP-L7 Lens, 360°, 100" Dia. Coverage at 40' Height
	AN - Marine Grade Pre-Anodized Finish with ASTM 316 Stainless Steel Fasteners
	SFXXX ⁵ - Single Fuse (120, 277, 347)
	DFXXX ⁵ - Double Fuse (208, 240, 480)
	CBS-450 - SimplySNAP Central Base Station, Includes SS450
	SS450 - SimplySNAP On-Site Controller, WiFi, Metal Enclosure
	TL7-HV - 7-Pin Twist Lock for SimplySNAP, 110-480V

¹ Specify custom optic orientation details

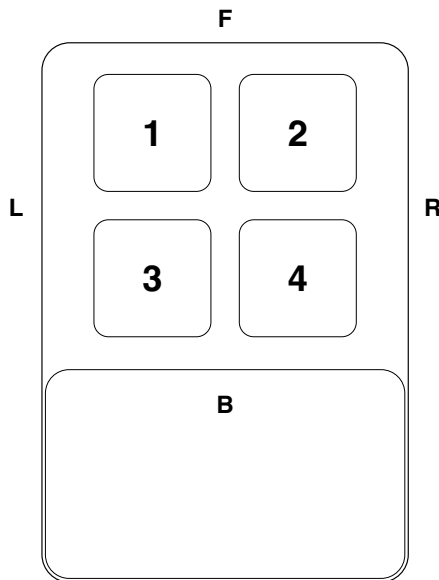
² See specification for specific lumen outputs for each distribution

³ Consult factory for custom mounting solutions

⁴ Specify voltage (XXX = 120, 277, etc)

⁵ Not available with HV - 277-480V

Custom Optic Orientation Details (For COO Distribution Only)



Position	Distribution (3M, 4M, 5MQ, FR, TC)	Orientation (F, B, L, R)
1		
2		
3		
4		



Ordering Information.

Ordering Information Example: ALQ-M-4M-28-4K8-MV-SV-PA-HSS

Catalog Number:

--	--	--	--	--	--

Series	Distribution	Output Type ²	CCT Code	Voltage	Fixture Color
ALQ-M - Medium	2M - Type 2, Medium	ALQ-M	3K8 - 3000K, 80 CRI	MV - 120-277V	WH - White
	3M - Type 3, Medium	22 - 22,000 Lumens, 166W	4K7 - 4000K, 70 CRI	HV - 277-480V	SV - Silver
	4M - Type 4, Medium	24 - 24,000 Lumens, 191W	4K8 - 4000K, 80CRI		BL - Black
	5MQ - Type 5, Square	26 - 26,000 Lumens, 203W	5K7 - 5000K, 70CRI		BZ - Bronze
	FR - Auto Dealer Front Row	28 - 28,000 Lumens, 227W	AMK - Amber (Specific Lumen Output)		TC - Green
	TC - Tennis/Pickleball Courts	30 - 30,000 Lumens, 240W	Other CCTs - Consult Factory		RAL - Custom Color (Specify RAL)
	COO ¹ - Custom Optic Orientation	32 - 32,000 Lumens, 258W			
		34 - 34,000 Lumens, 287W			
		36 - 36,000 Lumens, 303W			
		38 - 38,000 Lumens, 305W			

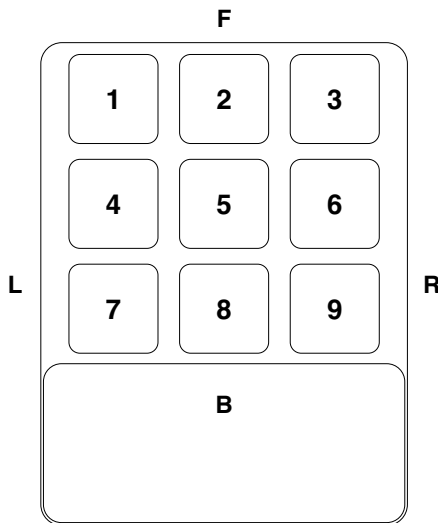
SLO - Specific Lumen Output

--	--

Mounting Options ³	Options (Factory Installed)
PA - Square pole mounting arm kit (adapts to 4.0" round pole)	P7 ⁴ - NEMA 7-Pin Receptacle 110-480V
UM - Universal arm mount for square or round pole (4.0" min round pole)	PMT - NEMA Photocontrol 105-285V
SK - Adjustable slip fitter knuckle (fits 2.5" OD tenon)	P347 - NEMA Photocontrol 347V
WM - Wall mount kit	P480 - NEMA Photocontrol 480V
TN - Tenon Adapter	PSC - Photocell Shorting Cap
	HSS - House Side Shield
	TE - Tool Less Entry
	Custom External Shield (Consult Factory)
	Occupancy Sensors Available (Consult Factory)
	SFXXX ⁵ - Single Fuse (120, 277, 347)
	DFXXX ⁵ - Double Fuse (208, 240, 480)
	CBS-450 - SimplySNAP Central Base Station, Includes SS450
	SS450 - SimplySNAP On-Site Controller, WiFi, Metal Enclosure
	TL7-HV - 7-Pin Twist Lock for SimplySNAP, 110-480V
	AN - Marine Grade Pre-Anodized Finish with ASTM 316 Stainless Steel Fasteners

¹ Specify custom optic orientation details
² See specification for specific lumen outputs for each distribution
³ Consult factory for custom mounting solutions
⁴ Specify voltage (XXX = 120, 277, etc)
⁵ Not available with HV - 277-480V

Custom Optic Orientation Details (For COO Distribution Only)



Position	Distribution (3M, 4M, 5MQ, FR, TC)	Orientation (F, B, L, R)
1		
2		
3		
4		
5		
6		
7		
8		
9		



Ordering Information.

Ordering Information Example: ALQ-L-4M-60-4K8-MV-SV-PA-HSS

Catalog Number:

Series	Distribution	Output Type ²	CCT Code	Voltage	Fixture Color
ALQ-L - Large	2M - Type 2, Medium	ALQ-L	3K8 - 3000K, 80 CRI	MV - 120-277V	WH - White
	3M - Type 3, Medium	40 - 40,000 Lumens, 310W	4K7 - 4000K, 70 CRI	HV - 277-480V	SV - Silver
	4M - Type 4, Medium	45 - 45,000 Lumens, 348W	4K8 - 4000K, 80CRI		BL - Black
	5MQ - Type 5, Square	50 - 50,000 Lumens, 380W	5K7 - 5000K, 70CRI		BZ - Bronze
	FR - Auto Dealer Front Row	55 - 55,000 Lumens, 477W	AMK - Amber (Specific Lumen Output)		TC - Green
	TC - Tennis/Pickleball Courts	60 - 60,000 Lumens, 541W	Other CCTs - Consult Factory		RAL - Custom Color (Specify RAL)
	COO ¹ - Custom Optic Orientation	65 - 65,000 Lumens, 583W			
		70 - 70,000 Lumens, 639W			
		SLO - Specific Lumen Output			

Mounting Options ³	Options (Factory Installed)
PA - Square pole mounting arm kit (adapts to 4.0" round pole)	P7 ⁴ - NEMA 7-Pin Receptacle 110-480V
UM - Universal arm mount for square or round pole (4.0" min round pole)	PMT - NEMA Photocontrol 105-285V
SK - Adjustable slip fitter knuckle (fits 2.5" OD tenon)	P347 - NEMA Photocontrol 347V
WM - Wall mount kit	P480 - NEMA Photocontrol 480V
TN - Tenon Adapter	PSC - Photocell Shorting Cap
	HSS - House Side Shield
	TE - Tool Less Entry
	Custom External Shield (Consult Factory)
	OC1 - Integrated Occupancy Sensor (120-277VAC), Wattstopper FSP211
	OC4 - Integrated Occupancy Sensor (100-480VAC), Wattstopper FSP221
	L2 - Sensor FSP-L2 Lens, 360°, 48" Dia. Coverage at 8' Height or 72" Dia. Coverage at 12' Height
	L3 - Sensor FSP-L3 Lens, 360°, 40" Dia. Coverage at 20' Height
	L7 - Sensor FSP-L7 Lens, 360°, 100" Dia. Coverage at 40' Height
	AN - Marine Grade Pre-Anodized Finish with ASTM 316 Stainless Steel Fasteners
	SFXXX ⁵ - Single Fuse (120, 277, 347)
	DFXXX ⁵ - Double Fuse (208, 240, 480)
	CBS-450 - SimplySNAP Central Base Station, Includes SS450
	SS450 - SimplySNAP On-Site Controller, WiFi, Metal Enclosure
	TL7-HV - 7-Pin Twist Lock for SimplySNAP, 110-480V

¹ Specify custom optic orientation details

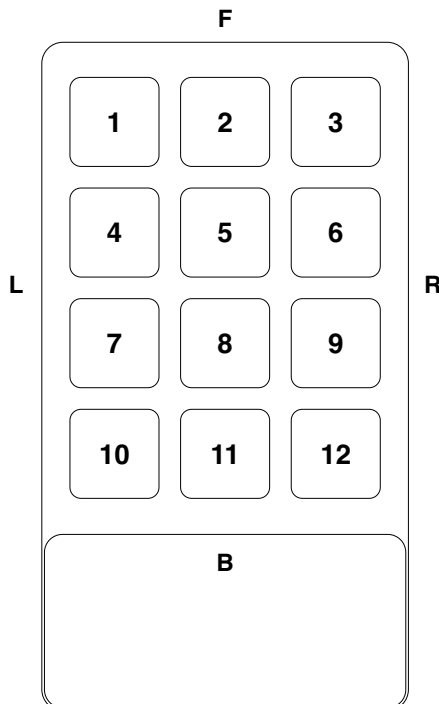
² See page 5 for specific lumen outputs for each distribution

³ Consult factory for custom mounting solutions

⁴ P7 will work for 3-pin receptacle, includes photocell shorting cap

⁵ Specify voltage (XXX = 120, 277, etc)

Custom Optic Orientation Details (For COO Distribution Only)



Position	Distribution (3M, 4M, 5MQ, FR, TC)	Orientation (F, B, L, R)
1		
2		
3		
4		
5		
6		
7		
8		
9		
10		
11		
12		

