

SL1 Series

Slim Line LED Canopy

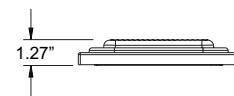
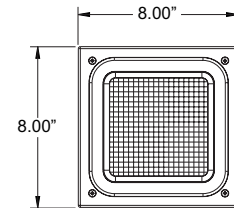
Product Description

The extreme low profile design of the SL1 Series Slim Line Canopy luminaire is designed to exceed standards for all canopy applications with the lowest possible power consumption. The new low glare design keeps light pleasant for pedestrians while maintaining great coverage. The durable and robust design allows for universal surface. Delivering 1905 lumens while only consuming 20 watts, it's the ideal low power canopy light.

Applications: Canopy soffits, interior hallways, apartment buildings and storage facilities.

Product Performance

- Wattage: 20W
- Input Voltage: 120V only
- CCT: 4000K - 5000K
- IP65 Rated
- CRI: Minimum 70 CRI
- UL1598 Compliant
- DesignLights Consortium® Qualified Product
- 5 year Warranty



Fixture Weight: 3.6 lbs

Ordering Guide

Example: SL1-DP2050K-120-WH

SL1-	XX	XX	XXK	-XX	-XX
Series	Distribution	Input Wattage	CCT Code	Voltage	Fixture Color
SL1 - 8" Canopy	DP - Diffused Canopy	20 - 2000 Lumens, 20W	40K - 4000K 50K - 5000K	120 - 120V Only	WH - White BZ - Bronze SV - Silver

Accessory Guide (Field installed, order as separate line item)

Accessory Number	Description
TX01	Torx Screws



SL1 Series

Product Specifications

Construction & Materials

- Powder Coated Aluminum Housing
- UV Stabilized single PMMA Lens - Tamper resistant
- Robust extreme low profile design
- Flush J-box mounting or direct to ceiling, interior or covered canopy

Optical System

- DP Lens - Type V Low Glare Medium Canopy Lens

Electrical System

- Input Voltage: 120VAC Only
- Power Factor: > 0.9
- Total Harmonic Distortion: <20%
- Operating Temperature Range: -40°C to 40°C

Testing & Certifications

- cETLus listed
- UL1598, CSA STD.22.2 compliant
- Suitable for Wet Locations Covered Canopy
- IP65 Rated
- RoHS Compliant
- DesignLights Consortium® Qualified Product
- Can meet ARRA Buy America requirements as required

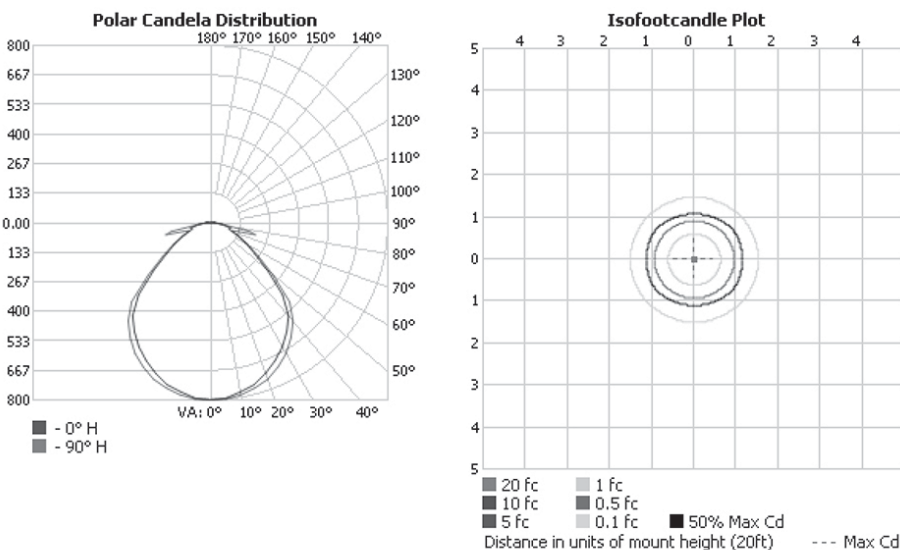
Lumen Maintenance

- L70@ 25C >50,000 hours

Photometry

All published photometric testing data is performed to IESNA LM79-08 standards by a NVLAP accredited laboratory. To obtain an IES file specific to your project contact sales@eluminaire.com.

Diffused Canopy Distribution									
	4000K				5000K				
Output Type	Initial Delivered Lumens	Wattage	Lumens Per Watt	BUG Ratings per TM-15	Initial Delivered Lumens	Wattage	Lumens Per Watt	BUG Ratings per TM-15	
20	1905	20	95.25	B1, U2, G1	1905	20	95.25	B1, U2, G1	



eluminaire maintains a tolerance of +/- 7% on flux and power measurements. The information in this document is subject to change without notice.